FEMALE END VIEW (J1)	MALE END VIEW (P1)	WIRING DIAGRAM

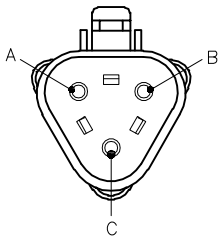

A = BROWN
B = BLUE
C = BLACK

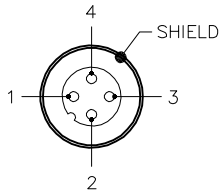

1 = BROWN
2 = N/C
3 = BLUE
4 = BLACK

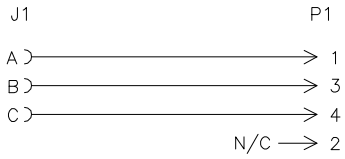

SPECIFICATIONS

DEUTSCH CONNECTOR	DT06-3S-P032
DEUTSCH WEDGELOCK	W3S
DEUTSCH TERMINALS	0462-201-20141
MOLDED HEAD MATERIAL/COLOR	TPU/BLACK
OUTER JACKET MATERIAL/COLOR	PVC/GRAY
CONDUCTOR INSULATION MATERIAL	PVC
RATED CURRENT [A]	4.0 A
OPERATING VOLTAGE [V]	250 V
NUMBER OF CONDUCTORS [AWG]	3x22 AWG
CONTACT CARRIER MATERIAL	NYLON or TPU
CONTACT MATERIAL/PLATING	BRASS/GOLD
COUPLING NUT MATERIAL/PLATING	BRASS/NICKEL
DRAIN/SHIELD	24 AWG/ALUM.-POLYESETER FOIL & T-C BRAIDED

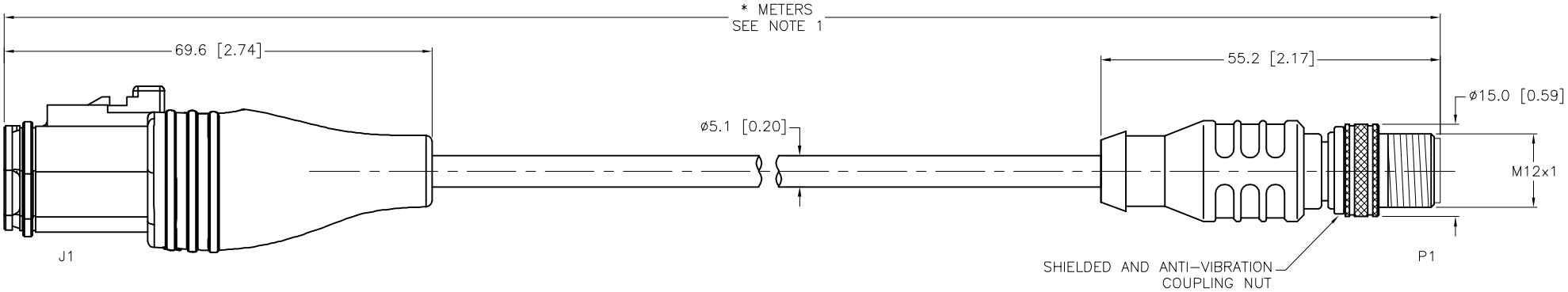

CABLE LENGTH	TOLERANCE*
ALL LENGTHS	+ 4% (OR 50mm) OF LENGTH - 0% (OR 0mm) OF LENGTH WHICHEVER IS GREATER
STRIP LENGTH	**TOLERANCE***
0-7mm	±0.5mm
8-29mm	±1.0mm
30-49mm	±2.0mm
50-69mm	±3.0mm
70-100mm	±4.0mm
OVER 100mm	±5.0mm
***UNLESS OTHERWISE SPECIFIED**	

SOURCE DRAWING - FOR REFERENCE ONLY

NOTES:

1. "*" INDICATES CABLE LENGTH IN METERS. CONTACT TURCK TO ORDER SPECIFIC LENGTHS.

REV	DESCRIPTION	BY	DATE	ECO NO.
B	ADD OPERATING VOLTAGE	RDS	04/25/22	77569

RELATED DOCUMENTS
1.
2.
3.
4.

3RD ANGLE PROJECTION

THIS DRAWING IS CONFIDENTIAL AND THE PROPERTY OF TURCK INC. USE OF THIS DOCUMENT WITHOUT WRITTEN PERMISSION IS PROHIBITED.

TURCK

3000 CAMPUS DRIVE
MINNEAPOLIS, MN 55441
1-800-544-7769
(763) 553-7300
(763) 553-0708 fax
www.turck.us

MATERIAL: SEE SPECIFICATIONS

FINISH: SEE SPECIFICATIONS

ALL DIMENSIONS DISPLAYED ON THIS DRAWING ARE FOR REFERENCE ONLY

CONTACT TURCK FOR MORE INFORMATION

DRFT: RDS | DATE: 02/27/19
APVD: D.N. | SCALE: 1=1.0

UNIT OF MEASUREMENT
MILLIMETER [INCH]
DO NOT SCALE THIS DRAWING

DESCRIPTION: DT06-3S-1074-*M-RSS 4T

IDENTIFICATION NO.

REV: B

FILE: 777042936 | SHEET 1 OF 1

Approved 04/29/2022, work order #250185 by A.A.